

TROJANUV3000™PTP

# Wastewater Disinfection

TROJAN ™

 Water  
Confidence™

# TROJAN UV3000™ PTP

Robust, operator-friendly solutions designed for economical disinfection

## System Monitor/Control Center



The optional System Monitor includes a submersible UV sensor, and provides digital output of UV intensity at each bank. Elapsed time display provides continuous readout of actual hours of operation (lamp hours). A dry contact enables a remote low UV intensity alarm.

## Water Level Control

A fixed weir maintains the correct channel effluent depth over different flow rates, allowing a maximum head loss of 1.5 inches (3.8 cm). The system is also equipped with a drain for easy channel cleaning, and available for both concrete channels and stainless steel channel option.

## Electronic Ballast



The electronic ballast is mounted within its own Type 6P (IP67)-rated watertight enclosure within the module frame and is cooled by convection.

## Power Distribution



Each Power Distribution Receptacle (PDR) powers two (2) UV modules and allows for quick and safe electrical disconnect. The duplex ground fault interrupter receptacles ensure operator safety and are mounted inside Type 3R rain shield boxes.

## UV Modules

UV lamps are mounted on stainless steel frames. Lamps are enclosed in quartz sleeves and submerged horizontally and parallel to water flow. A bank is made up of multiple modules placed in parallel positions. All wiring, from ballasts to lamps, runs inside the module frame. A display showing individual lamp status is provided on top of each module.

## Stainless Steel Effluent Channel



An optional Type 304 stainless steel channel, complete with UV module support rack, can be used. Channel can be installed as a freestanding structure connected to flanged pipes using the optional transition boxes.



## Simple, Dependable UV Solutions

Proven, chemical-free disinfection from the industry leader

UV is the most effective, safe and environmentally friendly way to disinfect wastewater. It provides broad-spectrum protection against a wide range of pathogens, including bacteria, viruses and chlorine-resistant protozoa (such as Cryptosporidium and Giardia).

The TrojanUV3000™PTP (Packaged Treatment Plant) is a simple, robust and operator-friendly UV systems used for the disinfection of wastewater. This highly flexible system has demonstrated effective and reliable performance around the world. The TrojanUV3000PTP is pre-engineered for quick, inexpensive installation with pipe runs using pre-fabricated, flanged stainless steel channels, or into existing chlorine contact basins and effluent channels.

The proven infrastructure of the TrojanUV3000PTP has been continuously refined to enhance friendly operation.



## Key Benefits

### TrojanUV3000PTP

**Increased operator, community and environmental safety.** Uses environmentally friendly ultraviolet light – the safest alternative for wastewater disinfection. No disinfection by-products are created and no chlorine compounds are transported, stored or handled by plant staff.

**Proven disinfection.** Based on actual dose delivery testing (bioassay validation). Verified field performance data eliminates sizing assumptions resulting from theoretical dose calculations.

**Reduced engineering and installation costs.** The TrojanUV3000PTP can be equipped with pre-fabricated stainless steel channels and transition boxes for inline integration with existing flanged piping – thus minimizing engineering and installation costs. The system can be easily retrofitted into existing chlorine contact tanks and effluent channels, and comes pre-tested, pre-assembled and pre-wired to minimize installation costs.

**Designed for simplicity and reliability.** Systems are straightforward to operate and require minimal operator involvement, thanks to modular design and robust components.

**Operator-friendly maintenance.** Our lamps are guaranteed for 12,000 hours of operation and can be replaced without tools in less than three minutes per lamp. Modules are electrically separate, allowing a single module to be removed without disrupting flow or taking the system offline.

**Outdoor installation flexibility.** All components can be installed outdoors, eliminating the need and costs of a building, shelter and air conditioning for ballast cooling.

**Well suited to changing regulations.** Our systems do not have any negative impact on receiving waters, making them strategically sound choice for long-term treatment as regulations continue to become increasingly stringent.

**Guaranteed performance and comprehensive warranty.** Our systems include a Lifetime Disinfection Performance Guarantee.

# Advanced, Self-Contained UV Modules

Compact footprint simplifies installation and eliminates air conditioning costs

## Benefits:

- Space-saving, electronic ballasts are housed in the modules to minimize footprint size, installation time and costs
- Convection cooling of the ballasts eliminates costs associated with air conditioning or forced-air cooling
- Lamps are protected in a fully-submersible, Type 316 stainless steel frame
- All wiring and cables are safely enclosed inside the waterproof module frame – fully protecting them from effluent and UV light
- Modules are electrically separated from each other, allowing them to be individually removed for maintenance and spare modules quickly inserted to maintain maximum performance



*The advanced, self-contained modules incorporate convection-cooled ballasts and feature a UV lamp status indicator (below) for at-a-glance confirmation that all lamps are operating.*

- Streamlined modules minimize head loss and prevent buildup of debris on the lamps
- All module wiring is pre-installed and factory-tested



## Innovative Ballasts and Enclosures Provide Significant Advantages

Module-mounted Ballasts	<ul style="list-style-type: none"> <li>• Take up less space and reduce footprint, minimizing installation time and costs</li> </ul>
Convection Cooling	<ul style="list-style-type: none"> <li>• Housing the ballasts in the module allows for natural convection cooling to dissipate the heat of the ballasts into the air</li> <li>• The ballasts are kept sealed and protected</li> <li>• No air conditioning or forced-air cooling required</li> </ul>
Clean, Water-tight Protection	<ul style="list-style-type: none"> <li>• Some suppliers use external cabinets with forced-air cooling. This introduces dust and moisture onto circuit boards and other electronic components, greatly reducing the life of these components</li> <li>• Internal housing in sealed modules keeps all components dry and clean</li> </ul>
Internal Cabling	<ul style="list-style-type: none"> <li>• All lamp/ballast wiring is contained within the module frame. This configuration protects wires and cables from exposure to effluent, debris fouling and UV light</li> <li>• Internal cabling allows all electrical connections within the module to be factory-tested</li> </ul>

## Proven Performance, Components and Design

Validated through regulatory-endorsed bioassay testing

### Benefits:

- Performance data is generated from actual field testing (bioassay validation) over a range of flow rates, effluent qualities and UV transmittances
- Provides regulatory-endorsed physical verification that systems will perform as expected – ensuring public and environmental safety
- Most accurate assessment of system sizing needs
- Low-pressure lamps and ballasts have proven their outstanding reliability in thousands of installations
- Open-channel design allows cost-effective installation into existing effluent channels & chlorine contact basins
- Systems can be installed outdoors to reduce building capital costs
- Modular design is scalable for precise sizing, and expandable to meet new regulatory or capacity requirements



*Gravity-fed, open channel design delivers cost savings at installation through simple retrofits into existing effluent channels and chlorine contact tanks. Rugged, proven components make operation and maintenance extremely cost effective.*

## Designed & Built for Easy Maintenance

User-friendly design requires minimal service and operator involvement

### Benefits:

- Lamps are warranted for 12,000 hours
- Routine maintenance can be scheduled and completed without disrupting disinfection
- Replacement of UV lamps can be completed without tools and requires less than three minutes per lamp



*Lightweight, self-contained modules are operator-friendly and make routine maintenance quick and easy. Modules can be individually removed for periodic sleeve cleaning and lamp replacement after 12,000 hours. An optional, mobile cleaning rack simplifies maintenance procedures.*

# Highly Flexible Installation Configurations

Pre-engineered for cost-effective integration with piping or channels

## Benefits:

- Designed to meet disinfection requirements with minimal engineering costs
- Can be installed in series to treat higher flows or provide additional redundancy
- Pre-engineered stainless steel channels with built-in weirs are installed as a freestanding structure
- Stainless steel channels are easily integrated with existing flanged piping using our highly flexible transition boxes (Figure 1)
- Optional turn boxes minimize system footprint by connecting stainless steel channels and allowing two banks in series to be installed side-by-side (Figure 2)
- Transition boxes can be designed for straight, left or right pipe connections (Figure 3)



Figure 1: Banks in Series – Side View

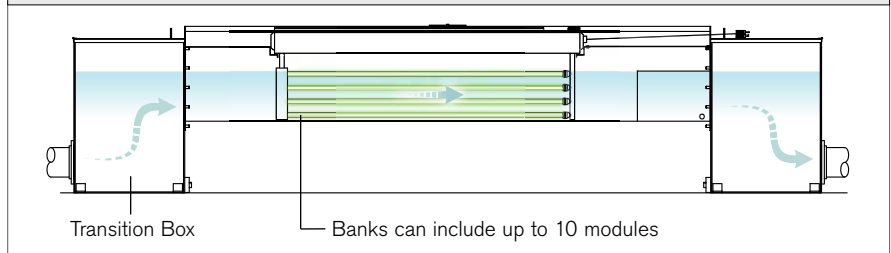
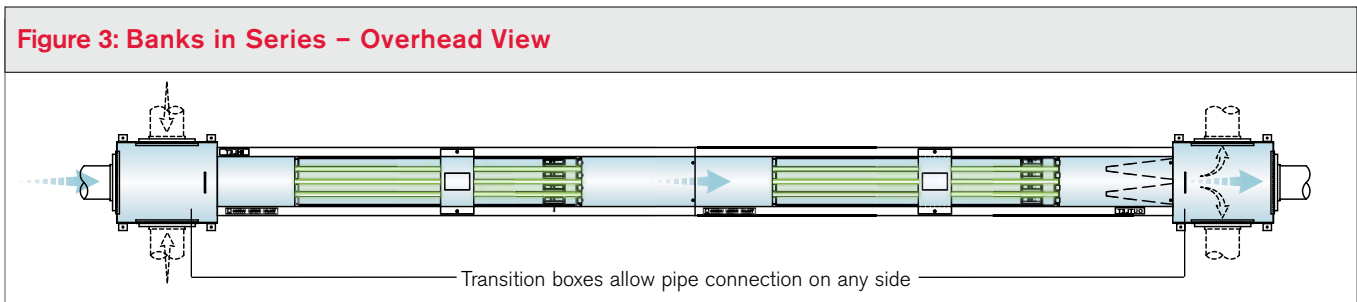
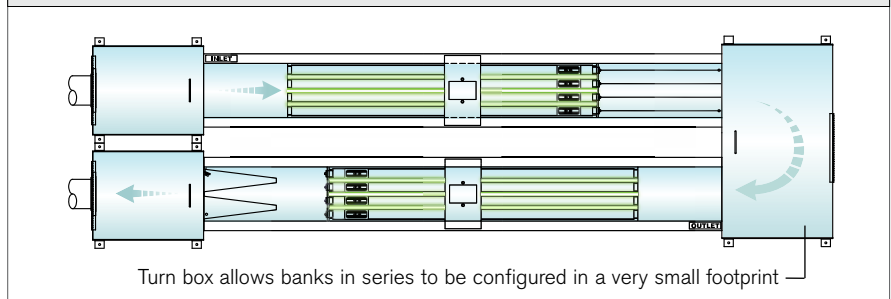


Figure 2: Banks in Series With Turn Box – Overhead View



Pre-engineered for simple, effective, low-cost wastewater disinfection. The optional 304 stainless steel channels feature a UV module support rack, and can be installed as a freestanding unit. Turn boxes and transition boxes allow systems to be incorporated with maximum flexibility and minimal footprint.

## System Specifications

System Characteristics	TrojanUV3000™PTP
Typical Applications	Up to 3 MGD (473 m <sup>3</sup> /hr)
Lamp Type	Low-pressure
Ballast Type	Electronic; non-variable
Input Power Per Lamp	45 or 87.5 Watts
Lamp Configuration	Horizontal, parallel to flow
Module Configuration	2 or 4 lamps per module
Bank Configuration	Up to 10 modules per bank
Channel Configurations	
Lamp Banks in Series	Up to 2
Channel Options	Stainless Steel (Trojan option) or Concrete (by others)
Flanged Transition Connections	Optional for stainless steel channels
U-Turn Connector Box	Optional for stainless steel channels
Level Control Device Options	Fixed weir
Enclosure Ratings	
System Monitor/Control Center	Fibreglass
Ballast Enclosure	TYPE 6P (IP67)
Ballast Cooling Method	Convection; no air conditioning or forced air required
Installation Location	Indoor or outdoor
System Monitoring & Controls	
Controller	Optional; Monitoring only
UV Intensity Monitoring	Optional
Flow Pacing	–
Inputs Required	None
Local Status Indication	Lamp Age (hours) UV Intensity (mW/cm <sup>2</sup> )
Remote Alarms	UV Intensity (4-20 mA)
Location	Indoor or outdoor
Maximum Distance from UV Channel	15 ft. (4.5 m)
Electrical Requirements	
Power Distribution	Individual GFI Receptacles
Quantity Required	1 receptacle per 2 modules
Power Input	120V, single phase

TrojanUV is part of the Trojan Technologies group of businesses.

#### Head Office (Canada)

3020 Gore Road, London, Ontario, Canada N5V 4T7  
Telephone: (519) 457-3400 Fax: (519) 457-3030

[www.trojanuv.com](http://www.trojanuv.com)

#### Trojan Technologies Deutschland GmbH

Aschaffener Str. 72, 63825 Schöllkrippen, Germany  
Telephone: +49 6024 634 758 0 Fax: +49 6024 634 758 8

For a list of our global offices, please visit [trojanuv.com/contactus](http://trojanuv.com/contactus).

The products described in this publication may be protected by one or more patents in The United States of America, Canada and/or other countries. For a list of patents owned by Trojan Technologies, go to [www.trojan technologies.com](http://www.trojan technologies.com).

Copyright 2018. TrojanUV - A Division of Trojan Technologies Group ULC. No part of this publication may be reproduced, stored in a retrieval system, or transmitted in any form or by any means without the written permission of Trojan Technologies. (0218)