

Rivo™ I Control System

WATER TREATMENT CONTROL SYSTEM



COMPLETE CONTROL OF WATER SYSTEMS

Evoqua's innovative Rivo™ Control system from the Wallace & Tiernan® family of products is a leading technology solution for control of water treatment systems. It offers easy configuration, seamless integration into both new and existing water assets, and provides field expansion capabilities, allowing you to adjust configurations as requirements evolve.

RESULTS YOU CAN TRUST

The Rivo Control system draws upon the latest advancements in smart water technology, connectivity, and usability, ensuring the highest quality water is used. With the ability to ensure flow-proportional controlled dosing of chemicals, the system manages automatic V-notch positioners in gas feed systems, including the V10K™ system, V2000™ system, and other dosing pump systems. In addition, it seamlessly oversees automatic stroke length positioners and variable speed drives.

OPERATIONAL FLEXIBILITY

The Rivo system simplifies control by consolidating all water treatment equipment into one intelligent platform. With a variety of plug-and-play module options, Rivo systems can easily be adapted to meet evolving monitoring requirements, ensuring continuous alignment with organisational needs.

COST AND ENVIRONMENTALLY EFFICIENT

Operators can improve operations, reduce costs and save time through the advanced monitoring and control capabilities of the Rivo system. The low maintenance requirements, proactive alerts and remote monitoring are key to reducing unplanned downtime.

FEATURES

- Easily integrate with Evoqua Gas Feed Systems including the V2000™ system
- Remote mount with the V10K™ Vacuum system and S10K™ Chlorinator system
- Configurable software components
- Up to four flexible ports for the installation of additional Rivo Flex IO modules
- Remote management across multiple facilities
- Intuitive, high-resolution touchscreen
- Certified to IP66

APPLICATIONS

Municipal applications:

- Drinking water
- Wastewater

Industrial applications:

- Process water

RIVO™ I CONTROL SYSTEM


Electronic Name	Rivo I Control System
Part Number	W3T570784
Scope of application	Control unit
Description	Control functions for dosing systems
Functional Description	<ul style="list-style-type: none"> - Monitoring of dosing and flow rate with adjustable display format - Variety of operation modes (manual, auto, external stop) - Selectable external / internal dosing factor - Remote access via interfaces - Data log function - Alarm management - User password protection
Touch panel	4.3" resistive colour touchscreen
Module slots	Slots for up to 4 Rivo Flex Modules
Input on board	2 × digital input ports for volt free contacts 2 × 0/4-20 mA input ports 1 × feedback dosing machine
Outputs on board	2 × fused relays for control output max. 250VAC/30VDC (3A)
Control Functions	Flow proportional control with linearity correction
Interfaces	<ul style="list-style-type: none"> - Ethernet interface (HTTP/Modbus TCP) - External USB 2.0 plug
Interfaces extensions	<ul style="list-style-type: none"> - Rivo Comm Module with RS485 interface - Wallace & Tiernan® Protocol - Further communication interfaces on request
Available modules	<ul style="list-style-type: none"> - Rivo Flex 2REL-2DO - Rivo Flex Mod 2AO-mA
Power supply	100-240VAC (50/60 Hz) +/-10% or 24VDC (-15...+20%)
Operating temperature	0-50°C/32-122°F
Storage temperature	-20-70°C/-4-158°F
Protection	IP66
Certifications	CE/CSA/UKCA/RCM
Weight (incl. packaging)	2.5 kg
Dimensions (W x H x D)	218 mm × 306 mm × 152 mm

THE RIVO SOLUTION

Combine the Rivo Control system with additional output and communication modules to meet your specific requirements.

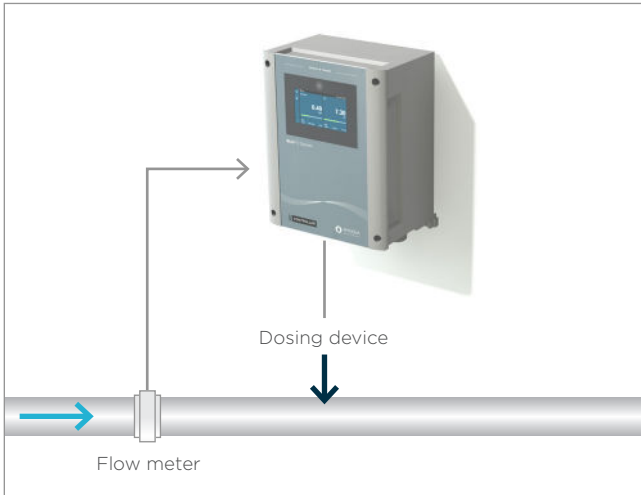


Rivo Control System



Add-on Modules

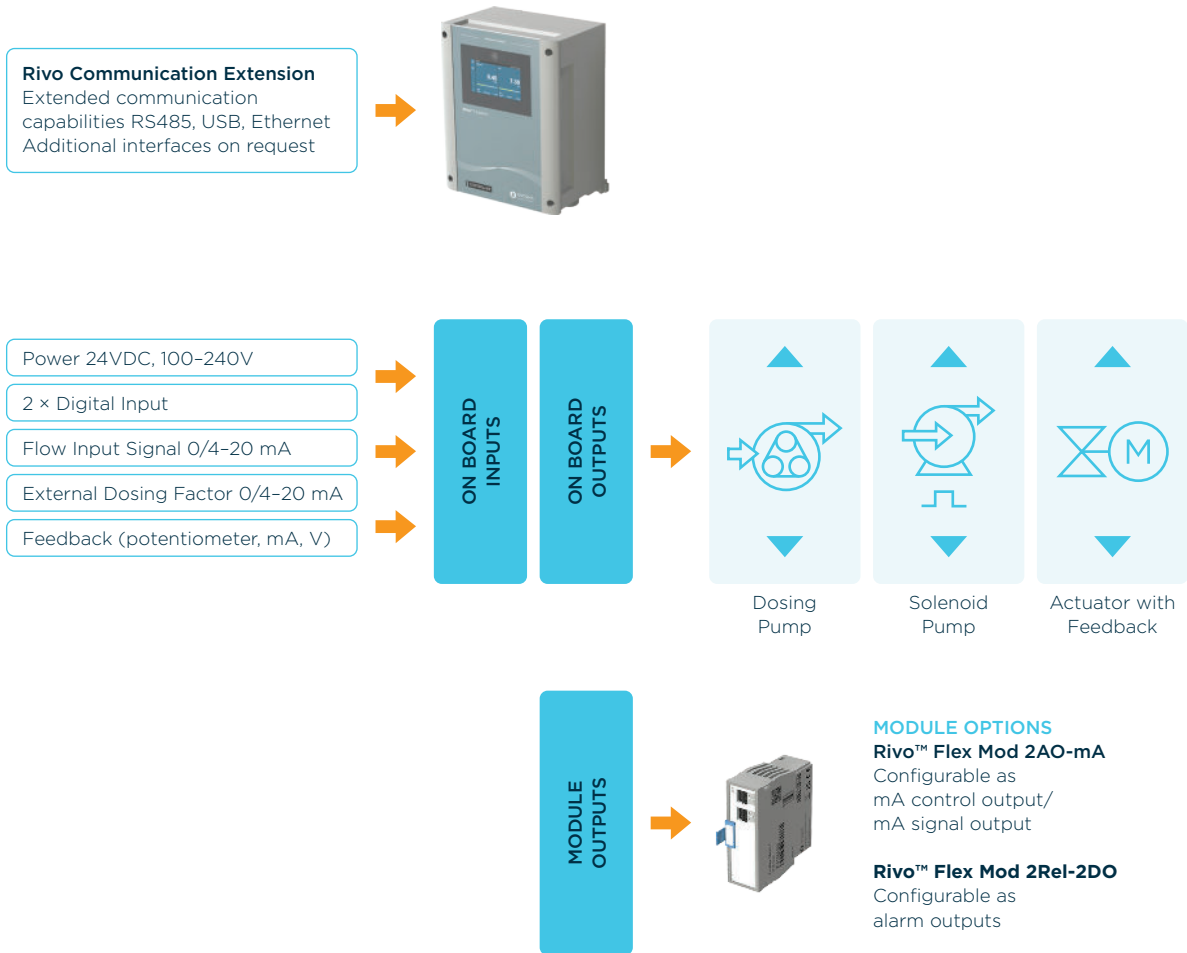
FLOW PROPORTIONAL CONTROL




CONTROL OPTIONS

The flow proportional control of the Rivo™ Control system enables highly controlled feed of chemicals used in water treatment. The dosing capacity of the connected device is controlled automatically on the basis of a measuring signal—for example, an external flow rate measurement, and a configurable dosing factor. The non-linearity can be adjusted using a maximum of 11 calibration points.

INPUT/OUTPUT DIAGRAM



TRANSFORMING
WATER
— ENRICHING —
LIFE



2A/14 Anella Ave, Castle Hill NSW 2154, Australia

+61 1300 661 809 evoqua.com/en-AU



Evoqua, Evoqua & Logo, Rivo, Wallace & Tiernan, V2000, S10K and V10K are trademarks of Evoqua Water Technologies LLC, its subsidiaries or affiliates in some countries. All other trademarks are those of their respective owners.

All information presented herein is believed reliable and in accordance with accepted engineering practices. Evoqua makes no warranties as to the completeness of this information. Users are responsible for evaluating individual product suitability for specific applications. Evoqua assumes no liability whatsoever for any special, indirect or consequential damages arising from the sale, resale or misuse of its products.

© 2024 Evoqua Water Technologies LLC Subject to change without notice DS-RIVOICONTROL-AU-DS-0124